






Dr. Bryan's Top Five	When did you start using it?	Why can you not live without it?	When do you use the item?	How do you market it to your patients?	If you could change anything about the item, what would it be?
Damon System 	2003	Excellent treatment mechanics, treatment efficiency, time between appointments, ease of maintaining consistent light forces.	Every day, in almost all my cases.	Send literature prior to exam, discuss in exam, highlight on Web site, continually educate.	Completely clear bracket that is easy to debond while maintaining Damon mechanics.
3M Unitek Ortholux LED Curing Light 	2003	The battery performance is outstanding; the size and shape are perfect – it's just really easy to work with.	For all bondings.	I don't; but my staff loves it.	Faster curing times.
Ormco VectorTAS 	Early 2008	After you start using it, your treatment planning changes. It changes how you approach cases, and allows many patients who would have required surgery to be treated effectively with just the TADs.	Space closure for congenitally missing bicuspids, maximum anchorage cases, occlusal cants.	For the past few months, I've actually been wearing a TAD myself, just to show patients and parents what it looks like and to reassure them it's no big deal.	It can be difficult to introduce any new technology to the public, so right now I have to do a lot of educating about what this is and why it's so beneficial. In time and with increased usage and education, hopefully this will become more easily accepted.
Zap OrthoLase 	Early 2008	I would never want to go back to waiting for the slow eruption of a tooth that can be treated immediately with a laser and bonded.	Exposures, soft tissue contouring.	Both as a way to avoid delays in their treatment due to slow eruption and as a way to improve smile aesthetics after removal of braces.	Add an MP3 player?
HIPAA Compliant Secure Communications 	2008	Immediate, HIPAA compliant system for inter-office communication. It allows us to send images and documents securely and easily. With built-in work-flow management, nothing slips through the cracks.	Anytime I need to send or receive X-rays, referral forms, or other correspondence on a mutual patient.	They are always impressed when we can get their X-rays dropped immediately to their dentist or specialist while they're standing there still making their next appointment with us.	More widespread usage by dentists in all specialties. Enhanced work-flow management and a more appealing graphic interface are new features under development.